

# Novus Clinic – Eyemed Plans

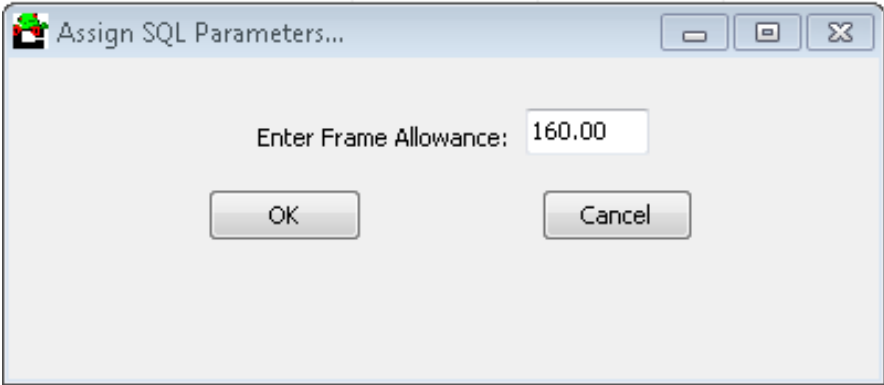
This document is intended to explain which plan to choose on the SpecRx screen based on the patient’s Eyemed plan.

## Eyemed - All Progressives Standard or Premium

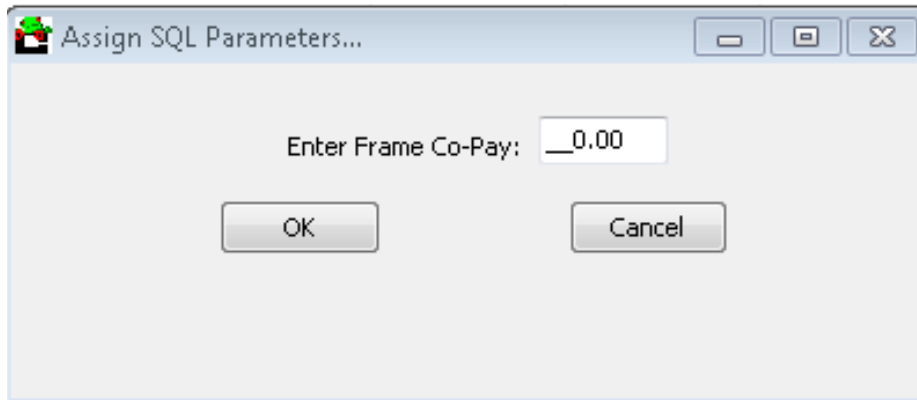
This plan is defined by having only two options for Progressive Lenses. There will be variations on the copay amounts and the frame allowance, but you will only see two options for progressive lens copays: Standard Progressive Lens and Premium Progressive Lens. It looks like this on the Eyemed Authorizations:

Lens (Standard)	
Single Vision	\$10 Copay
Bi-focal	\$10 Copay
Tri-focal	\$10 Copay
Standard Progressive Lens	\$10 Copay
Premium Progressive Lens	\$10 Copay + (80% of Charge) less \$120 allowance
Lenticular	\$10 Copay
Other Lens Types	80% of Charge
Frame	
Frame	80% of Balance over \$160
Lens Options (In Addition to Standard Lenses)	
Standard Polycarbonate	\$0
Standard Plastic Scratch Coating	\$0
Tint	\$0
UV Treatment	\$0
Standard Anti-reflective (A/R) Coating	\$0
Other Coatings	80% of Charge
Oversized Lenses - Single Vision	80% of Charge
Oversized Lenses - Multi-focal	80% of Charge
Prism	80% of Charge
Other Lens Options	80% of Charge

After selecting the plan in the drop down, inputting Rx, lens, and frame information, you will go to the Fees screen. It will start a series of prompts. We will be using the above authorization for this example, but your patients’ plans will vary. The first is frame allowance:



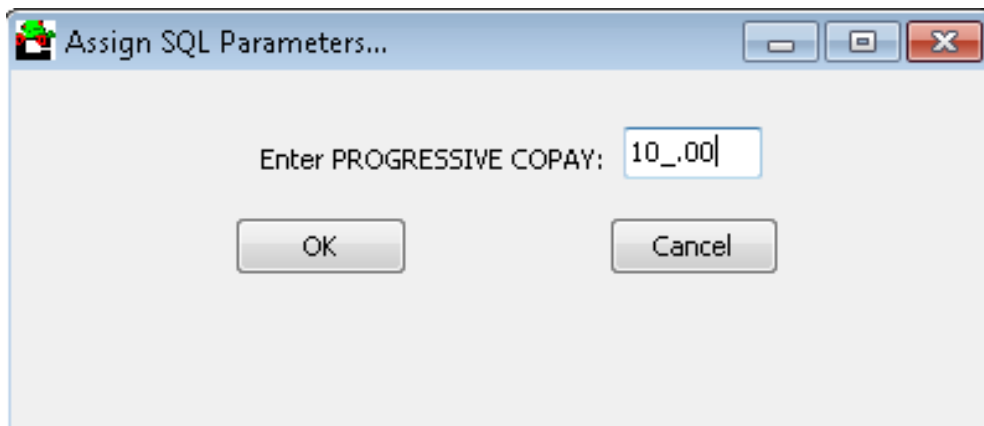
If there is a Frame Copay, you will enter it in this box. Most plans will not have Frame Copays. If that is the case, leave this as 0.00 and click OK.



The screenshot shows a dialog box titled "Assign SQL Parameters...". It contains a text input field labeled "Enter Frame Co-Pay:" with the value "0.00" entered. Below the input field are two buttons: "OK" and "Cancel".

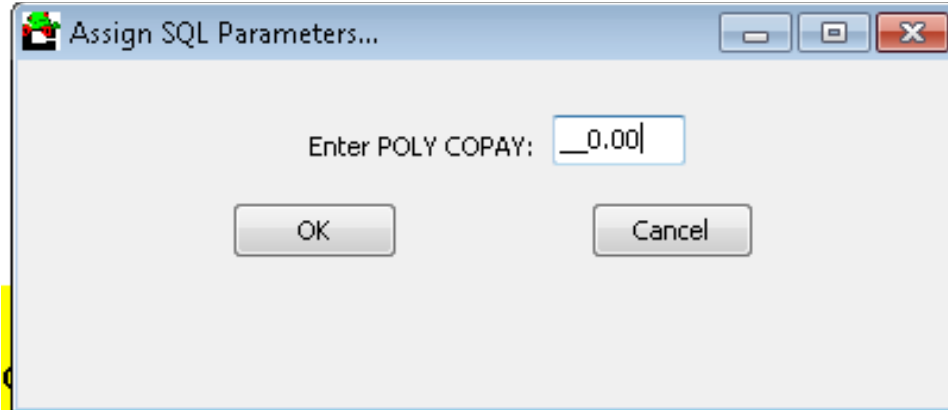
It will then prompt you for a lens copay. If this is a Single Vision, Bifocal, or Trifocal lens, please use the corresponding copay. For the Progressive Copay, use the copay amount that is circled below. The plan will do the calculation for the patient portion for you based on the copay you enter.

	Frame Copay
Standard Progressive Lens	\$10 Copay
Premium Progressive Lens	\$10 Copay + (80% of Charge) less \$120 allowance

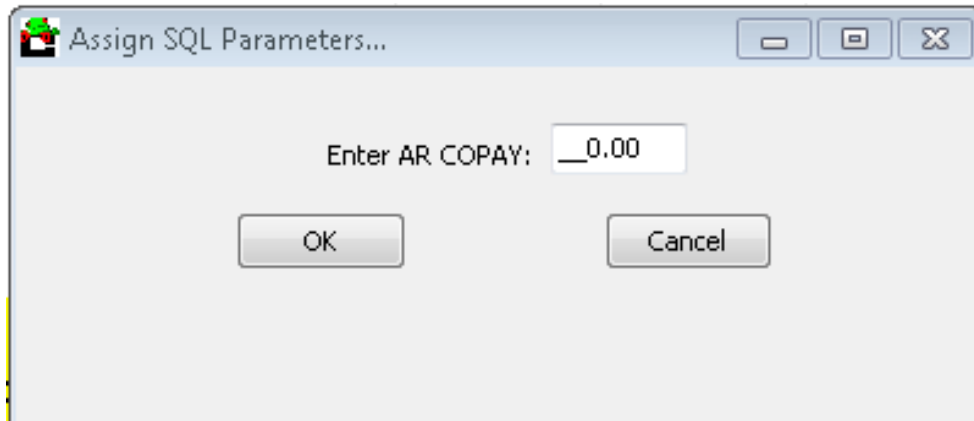


The screenshot shows a dialog box titled "Assign SQL Parameters...". It contains a text input field labeled "Enter PROGRESSIVE COPAY:" with the value "10.00" entered. Below the input field are two buttons: "OK" and "Cancel".

It will then prompt you for a Poly Copay if a polycarbonate lens is selected:



If you have chosen AR-Super ET for the job, it will prompt you for an AR Copay. If a Premium AR is selected, it will automatically discount it 20%.



Once you have entered all the prompts, it will take you to the Fees screen where you should double-check that everything looks correct. You will notice that it automatically discounts all add-ons by 20% and has entered insurance amounts for you. Do not change the insurance amounts.

Description	Retail	Adjust	Ins.Paid	Pat.Amt
Frame [4062]	269.00	101.80	80.00	87.20
SolaOne	304.00	70.80	100.00	133.20
Polycarbonate PR	80.00	40.00	40.00	0.00
PhotoFusion Gray PR	115.00	23.00	0.00	92.00
AR-Super ET	89.00	44.00	45.00	0.00

If the out of pocket charges for the patient look correct, you can click post!

## Eyemed - Standard, Tier 1/2/3, and Premium Prog.

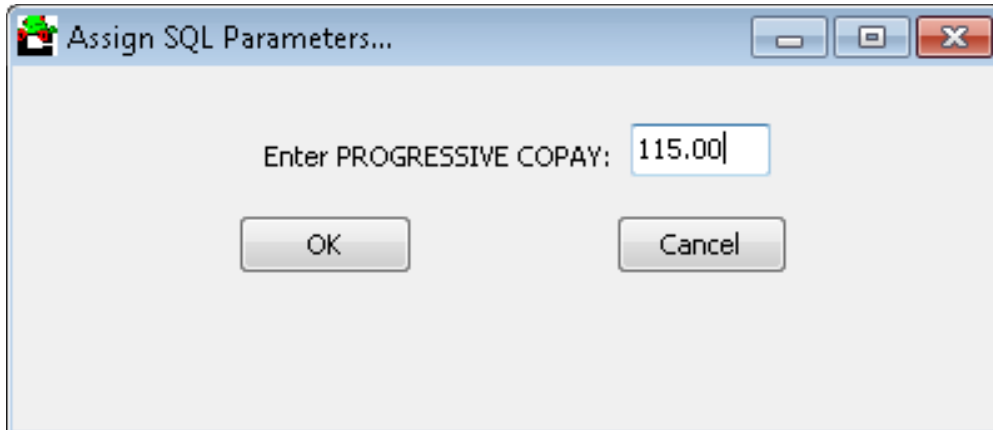
This plan has tiered pricing for Progressives and for AR Coatings. Another key difference is that Photochromic lenses are at a copay amount instead of being a discounted item. Here is an example authorization:

<b>Lens (Standard)</b>	
Single Vision	\$20 Copay
Bi-focal	\$20 Copay
Tri-focal	\$20 Copay
Standard Progressive Lens	\$85 Copay
Premium Progressive Schedule 1	
Adaptar Digital/Short , Natural Digital , Ovation Digital , Small Fit/Digital , Amplitude IQ , GP Wide , Proceed III , Genesis , Piccolo , Gradal Top , Instinctive HD , Synchrony , Adage , Concise , EOS... SEE YOUR PROVIDER FOR A COMPLETE LIST	\$105 Copay
Premium Progressive Schedule 2	
Ideal/Short , Varilux Comfort 2/Short , Varilux Comfort DRx/Short , Summit CD/ECP , Seiko PC Wide Computer , Succeed/WS , Element , Genesis Attitude , Piccolo Attitude , AO Easy , Compact Ultra , GT2/Short... SEE YOUR PROVIDER FOR A COMPLETE LIST	\$115 Copay
Premium Progressive Schedule 3	
Definity/Short , Ideal Advanced/Wrap , Varilux Ellipse , Varilux Panamic , Varilux Physio/Short , Varilux Physio DRx/Short , Supercede II , Autograph II Attitude Wrap , Autograph II Fixed , Autograph II Office... SEE YOUR PROVIDER FOR A COMPLETE LIST	\$130 Copay
Premium Progressive Lens	\$85 Copay + (80% of Charge) less \$120 allowance
Progressive Lens	
Lenticular	\$20 Copay
Other Lens Types	80% of Charge
<b>Frame</b>	
Frame	80% of Balance over \$130
<b>Lens Options (In Addition to Standard Lenses)</b>	
Standard Polycarbonate (under 19)	\$0
Standard Polycarbonate (19 +)	\$40 Copay
Photochromatic Plastic	\$75 Copay
Standard Plastic Scratch Coating	\$0
Tint	\$15 Copay
UV Treatment	\$15 Copay
Standard Anti-reflective (A/R) Coating	\$45 Copay
Premium A/R Tier1	
Crizal Easy w/UV , HiVision , Hoya Premium w/ViewProtect , Carat , Carat Gold , Gold ET , BluCrystal , Kodak CleAR , RF Endura EZ , Xperio Sun UV , SEE YOUR PROVIDER FOR A COMPLETE LIST	\$57 Copay
Premium A/R Tier2	
Crizal Alize w/UV , Crizal SunShield w/UV , HiVision w/View Protect , Allure AR , Carat Advantage , Carat Advantage Gold , Zeiss Teflon Clear Coat , Custom CleAR Plus , Kodak Clean'N CleAR , SEE YOUR PROVIDER FOR A COMPLETE LIST	\$68 Copay
Premium A/R Tier3	80% of Charge
Other Coatings	80% of Charge
Oversized Lenses - Single Vision	80% of Charge
Oversized Lenses - Multi-focal	80% of Charge
Prism	80% of Charge
Other Lens Options	80% of Charge
Prem Ar: Sgp, Ezclear, Ezclean, Easycare	\$68 Copay

Eyemed Progressive Schedule (as of January 2017)

Standard	Sola Access, Sola Instinctive
Schedule 1	n/a
Schedule 2	Compact Ultra, GT2, GT2 Short, SolaOne
Schedule 3	OfficeLens, Precision Pure
Premium Progressive	n/a

For this example, we are using a SolaOne lens (Schedule 2) in Polycarbonate PhotoFusion Gray with AR-Duravision Silver. When it prompts you for the Progressive Copay, use the authorization to find the correct copay amount. In this case, \$115.00:



**NOTE: Even with a Premium AR Coating, it will prompt you for an AR copay. Leave it at 0.00. It will still price correctly.**

Once you have entered all copays and allowances, you can check for accuracy and then post:

Description	Retail	Adjust	Ins.Paid	Pat.Amt
Frame [4062]	269.00	92.80	65.00	111.20
SolaOne	304.00	154.00	35.00	115.00
Polycarbonate PR	80.00	40.00	0.00	40.00
PhotoFusion Gray PR	115.00	40.00	0.00	75.00
AR-Duravision Silver	149.00	29.80	0.00	119.20

## Eyemed - Discount Only Plan

This plan is a straight discount plan where Eyemed does not contribute any money towards the patient's purchase. They always look like this:

<b>Lens (Standard)</b>	
Single Vision	\$50 Copay
Bi-focal	\$70 Copay
Tri-focal	\$105 Copay
Standard Progressive Lens	\$135 Copay
Premium Progressive Lens	80% of Charge
Other Lens Types	80% of Charge
Premium Progressive Avp	80% of Charge
<b>Frame</b>	
Frame	65% of Charge
<b>Lens Options (In Addition to Standard Lenses)</b>	
Standard Polycarbonate	\$40 Copay
Standard Plastic Scratch Coating	\$15 Copay
Tint	\$15 Copay
UV Treatment	\$15 Copay
Standard Anti-reflective (AR) Coating	\$45 Copay
Coatings	80% of Charge
Oversized Lenses - Single Vision	80% of Charge
Oversized Lenses - Multi-focal	80% of Charge
Prism	80% of Charge
Lens	80% of Charge

For this plan, all you will need to do is select it in the Plan field. It will not prompt you for any information.

Description	Retail	Adjust	Ins.Paid	Pat.Amt
Frame [EL-218]	89.00	31.15	0.00	57.85
BF FT-28	154.00	84.00	0.00	70.00
Polycarbonate BF	80.00	40.00	0.00	40.00
Transitions 7 Gray BF	115.00	23.00	0.00	92.00
AR-Super ET	89.00	44.00	0.00	45.00

## Eyemed - Summacare \$100 Allowance then Disc.

This plan will automatically calculate the patient's out of pocket and the insurance amounts. This is the Eyemed plan through Summacare that gives patient's \$100 towards a pair of glasses and then a 20% discount on the difference.

Description	Retail	Adjust	Ins.Paid	Pat.Amt
Frame [4062]	269.00	63.00	30.00	176.00
SolaOne	304.00	71.60	30.00	202.40
Polycarbonate PR	80.00	16.00	0.00	64.00
PhotoFusion Gray PR	115.00	23.00	0.00	92.00
AR-Duravision Silver	149.00	29.80	0.00	119.20

## Eyemed - 20% Discount then Allowance

This plan will prompt you for an allowance amount after it applies a 20% discount to the job's retail:

Description	Retail	Adjust	Ins.Paid	Pat.Amt
Frame [4062]	269.00	53.80	0.00	215.20
SolaOne	304.00	60.80	0.00	243.20
Polycarbonate PR	80.00	16.00	0.00	64.00
PhotoFusion Gray PR	115.00	23.00	0.00	92.00
AR-Duravision Silver	149.00	29.80	0.00	119.20

Enter Insurance Allowance for Job...

Enter Allowance Amount:

OK Cancel